

SMART CLEANER 2.5mm

End face cleaner for 2.5mm connector systems

Cleaner: **SCK-SS-250**

Refill: **SCK-SS-250-R**



**CABLE
ASSEMBLY**



**NETWORK
EQUIPMENT**



**FIELD
INSTALLATIONS**



**ENGINEERING &
RESEARCH LABS**

FEATURES:

- Cleans 750 end faces
- Cleans SC, ST, FC and E2000 connectors in adapters and unmated assemblies.
- Cleans most hardened 2.5mm based connects including MIL DLT 83526 (TFOCA) and IP Solid.
- RoHS and REACH compliant with no shelf life or restrictions on storage or shipments
- Works for UPC and APC polished end faces.
- Using the replacement refill cartridges for reducing cost per clean
- Refills are sold 3 to a box
- Cleaner locks up at end of life to alert operator

DIMENSIONS:

Length: 25.0 cm (9.8 in)
Width: 3.0 cm (1.2 in)
Height: 4.0 cm (2.0 in)
Weight: 57 g (2 oz)


Cleaner: SCK-SS-250

750 cleanings & refillable



Convenient cap holder and lanyard

Refill: SCK-SS-250-R



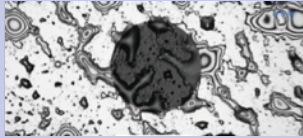
Cleaner tip allows for the cleaning of male and female connectors in or out of the adapter port.



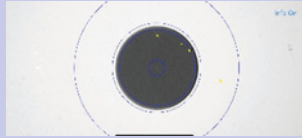
www.senko.com

Check out the **SENKO** news channel on YouTube for instructional videos.


Cleaning Results After 1x Engagement




SC/UPC with finger print



After 1x engagement



SC/UPC with fine dust



After 1x engagement

Instructions for use:



1




2

1. Open the lid on the blue end cap and insert the connector.
2. Push cleaner forward 1x to clean the end face.



1




2

1. Insert the white cleaning tip into the adapter port.
2. Push cleaner forward 1x to clean the end face.


Refill replacement:



1



2



3

1. Rotate the orange handle to align the two arrows to go into "Lock Mode".
2. Hold the orange handle stationary and pull back on the gray cleaning cartridge
3. Place the replacement cartridge into the orange handle. Make sure to align the gray bump into the slots of the white mounting ears in the handle.

