

# FieldSmart F®iber Crossover Multi Purpose (FxMP)

## Patch Panels

### Application

Provides an interconnect or cross-connect environment for up to 288 SC ports or 576 LC ports of high density fiber for inside plant environments and outside FDH deployments.

### Description

The FieldSmart FxMP Panel is a high density, low maintenance fiber distribution panel for use in a data style rack/cabinet, a 19" (482.60 mm) or a 23" (584.20 mm) frame. Utilizing the Clearview® Cassette, FieldSmart FxMP Panels are intelligently designed to provide the user with superior fiber access and craft-friendly, radius protected, fiber management for routing and deploying fiber jumpers.

#### Stand Alone Panel in a 19" or 23" (482.60 mm or 584.20 mm) Frame

When you already have the frame and want to add just a panel or two of incremental fiber management, the FxMP is configured with front and rear protection blocks for complete slack storage and physical fiber protection.

#### Stand Alone Panel in an OSP Active Cabinet

Make the crossover into the OSP with the identical product. Patch only environments are supported without additional components, while a rear protection block enables patch and splice (Clearfield's in-cassette splicing solution) configurations. The common architecture saves you time and money in reducing inventory costs and shorter training period.

#### Stand Alone Panel in a Data Rack/Cabinet

When you already have a data rack or cabinet and simply need to add fiber management, the FxMP is available to mount in this smaller footprint, providing all the fiber protection you need without the added cost. Available in black.

Top Protection - Black

### Features and Benefits

#### Integrity

- RUS listed
- Fully certified to Telcordia NEBS Level 3 GR-63, GR-1089, GR-449, GR-20 and GR-409
- Terminations are designed and tested to Telcordia GR-326
- Supports all industry standard singlemode and multimode connectors

#### Protection

- Front cover is easily removable and installation of cassettes is simple with no tools needed
- Individual radius fingers provide organized and intuitively managed fiber jumpers and minimize pile-up
- Slide rails for cassettes provide a stable attachment utilizing the cassette T-rail, and are incorporated into the rear protection of panels
- Pre-terminated OSP buffer tubes are protected by bend-limited tubing and have their slack stored inside the panel to protect against environmental and human damage

• The top metal protective cover slides out for top protection over the fiber cables and can sit in 3 positions: closed, open 3.25" (82.55 mm) and open 4.77" (121.16 mm)

#### Access

- Front access to pre-terminated assemblies with removable adapter plates for testing, cleaning and maintenance
- The entire 12-fiber Clearview Cassette is removable for hot-swap changes
- Front and rear access to panel
- New larger designation cards provide greater writing area for standard and high density panels
- Reversible Mounting Ears provide added flexibility

#### Investment

• Using the Clearview Cassette, all fibers are deployed in increments of 12, allowing users to scale from 12 ports to full configuration without additional equipment



Top Protection - Closed



# FieldSmart F®iber Crossover Multi Purpose (FxMP)

## Patch Panels

### Technical Specifications

FieldSmart FxMP Patch Panels Port Density 24/4872/14496/192144/288288/576					
Dimensions	1.75" H 3.5" H4" H6" H11" H				
	(44.45 mm) (88.90 mm) (101.60 mm) (152.40 mm) (279.40 mm)				
Ratings	Compliant to Telcordia GR-63, GR-1089, GR-449, GR-20 and GR-409				
Cassette Types Supported	Clearview® Blue with 1 mounting tab				
Connector Types	SC/UPC, SC/APC, LC/UPC, LC/APC, FC/UPC, FC/APC, ST/UPC, MPO Cable Types	Indoor Riser, Indoor Plenum,			
	Indoor/Outdoor, Outdoor (Riser/Non-Rated), Outdoor Armored (Riser/Non-Rated), FieldShield®				
Splice Capacity	12-24 splices in each Clearview Cassette				
Storage Capacity	One meter of 250 µm fiber				
Front Protection	3.25" (82.6 mm) or 4.77" (121.16 mm) radius fingers				
Color	Almond or black				
Material	Steel and aluminum with powder paint coating				

### Configured Part Numbers - Patch and Splice

G - \_\_\_\_\_ - \_\_\_\_\_ - \_\_\_\_\_ - \_\_\_\_\_ ZZ

1 2 3 4 5 6 7 8

**1 Select Chassis Size**

J = 1.75" (44.45 mm) (1 RU) 24/48 port maximum (SC/LC) E = 3.50" (88.90 mm) (2 RU) 72/144 port maximum (SC/LC) K = 4" (101.60 mm) 96/192 port maximum (SC/LC) G = 6" (152.40 mm) 144/288 port maximum (SC/LC) H = 11" (279.40 mm) 288/576 port maximum (SC/LC)

**2 Select Panel Type**

B = Patch and splice  
C = MPO (12 fiber)  
D = Tie  
F = HD Patch and Splice  
J = HD Tie

**3 Select Color and Rod Size**

A = Almond 3.25" (82.55 mm)  
B = Almond 4.77" (121.16 mm)  
C = Black 3.25" (82.55 mm) D = Black 4.77" (121.16 mm)

**4 Select Port Count**

XXX = port count in increments of 12  
XXX = port count in increments of 24 (HD Version)

**5 Select Connector Style**

A = SC/UPC C = SC/APC F = LC/UPC H = LC/APC  
J = FC/UPC M = ST/UPC Z = None

**6 Select Mode / Type**

0 = No Fiber  
1 = Singlemode - non-ribbon  
2 = Singlemode - ribbon  
3 = Multimode (62.5)  
5 = Multimode (50)  
7 = Multimode (50) Laser Om3

**7 Select Jacket Construction**

F = Loose Tube  
Z = N/A

**8 Select Rear Protection**

A = Slack Basket B = Rear Cover  
\*Max port counts are for SC and LC adapters. For ST and FC adapters the max port counts are:  
1RU = 244" = 48 11" = 192  
2RU = 48 6" = 96

# FieldSmart® Fiber Crossover Multi Purpose (FxMP)

## Patch Panels

### Configured Part Numbers - Patch Only

G - \_\_\_\_\_ - \_\_\_\_\_ - \_\_\_\_\_ - \_\_\_\_\_ Z \_\_\_\_\_ XXXM or XXXF  
 1 2 3 4 5 6 7 8 9

#### 1 Select Chassis Size \*

J = 1.75" (44.45 mm) (1 RU) 24/48 port maximum (SC/LC) E = 3.50" (88.90 mm) (2 RU) 72/144 port maximum (SC/LC) K = 4" (101.60 mm) 96/192 port maximum (SC/LC) G = 6" (152.40 mm) 144/288 port maximum (SC/LC)  
 H = 11" (279.40 mm) 288/576 port maximum (SC/LC)

#### 2 Select Panel Type

A = Patch Only  
 E = HD Patch Only (LC)

#### 3 Select Color and Rod Size

A = Almond 3.25" (82.55 mm)  
 B = Almond 4.77" (121.16 mm)  
 C = Black 3.25" (82.55 mm)  
 D = Black 4.77" (121.16 mm)

#### 4 Select Port Count

XXX = port count in increments of 12  
 XXX = port count in increments of 24 (HD version)

#### 5 Select Connector Style

A = SC/UPC C J = FC/UPC  
 = SC/APC F = M = ST/UPC  
 LC/UPC H = Z = None  
 LC/APC

#### 6 Select Mode / Type

0 = No Fiber  
 1 = Singlemode - non-ribbon  
 2 = Singlemode - ribbon  
 3 = Multimode (62.5)  
 5 = Multimode (50)  
 7 = Multimode (50) Laser Optimized

#### 7 Select Cable Construction

A = Indoor riser rated (IFC)  
 B = OSP (riser rated, indoor/outdoor)  
 C = Indoor, plenum (IFC)  
 E = OSP (non-rated)  
 F = Patch and splice  
 M = OSP (armored)  
 Z = N/A

#### 8 Select Rear Protection

A = Slack Basket B  
 = Rear Cover

#### 9 Select Cable Exit \*\*

1 = Top right 4 = Bottom left  
 2 = Top left 5 = Top  
 3 = Bottom right 6 = Bottom

#### XXXM or XXXF

XXXM = Length in meters

XXXF = Length in feet

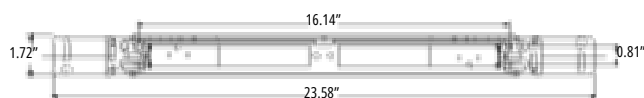
\*Max port counts are for SC and LC adapters.  
 For ST and FC adapters the max port counts are:  
 1RU = 244" = 48 11" = 192

2RU = 48 6" = 96

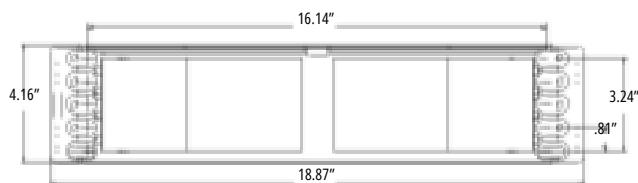
\*\* Cable exit is defined by which direction the cable exits the panel when viewing it from the back.

## Configurations

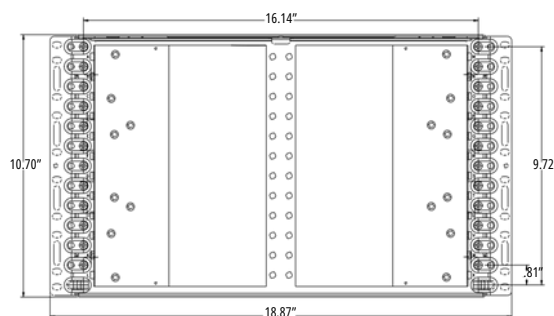
### FieldSmart Fiber Crossover Multi Purpose (FxMP) Front Views



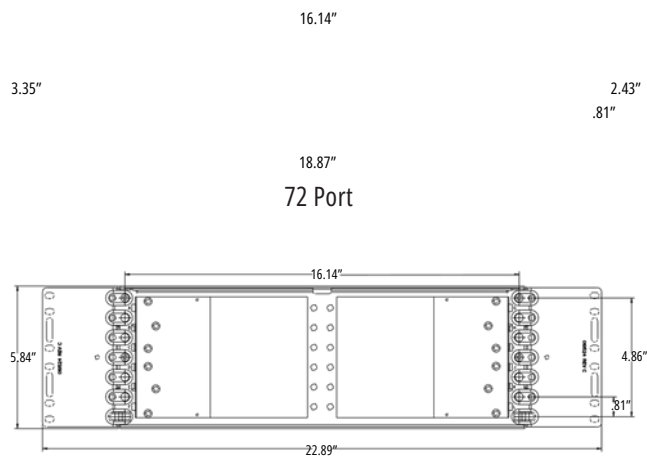
24 Port



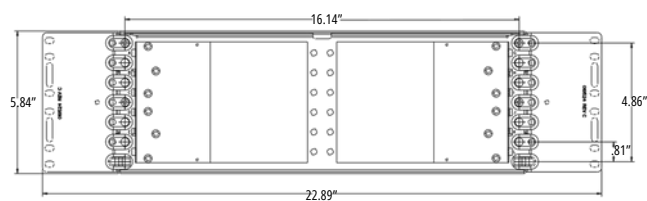
96 Port



288 Port



72 Port

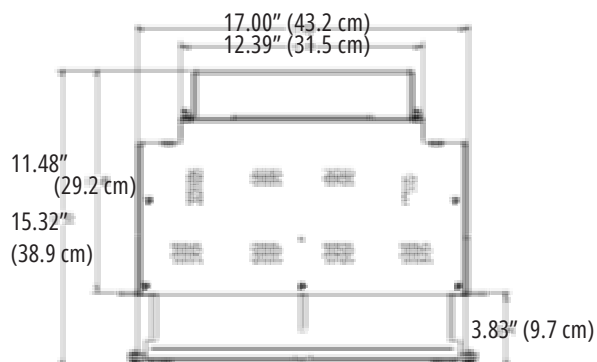


144 Port

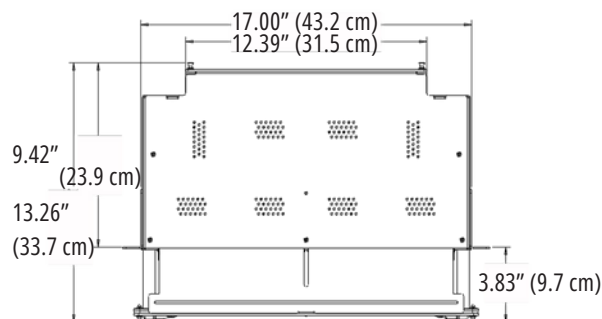
# FieldSmart tF®iber Crossover Multi Purpose (FxMP)

## Patch Panels Configurations

### FieldSmart Fiber Crossover Multi Purpose (FxMP) Top Views

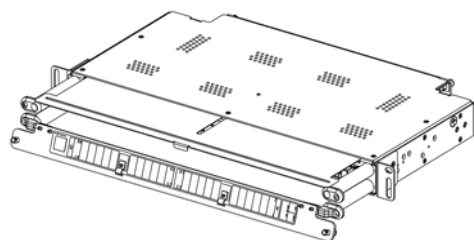


Bulkhead with Slack Basket - Top View  
Shown with Short Rods (3.25")

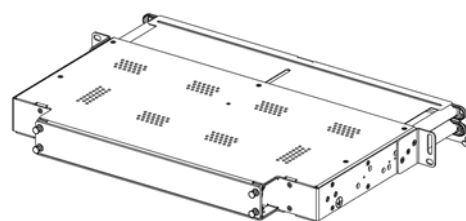


Bulkhead with Rear Door - Top View  
Shown with Short Rods (3.25")

### FieldSmart Fiber Crossover Multi Purpose (FxMP) 24 Port Fiber Panels

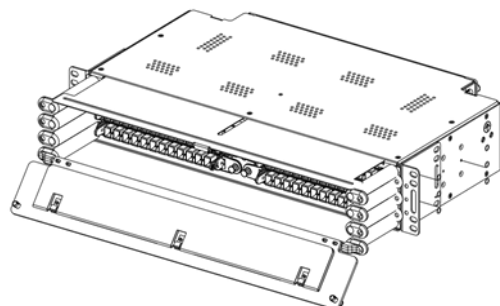


24 Port  
Front View

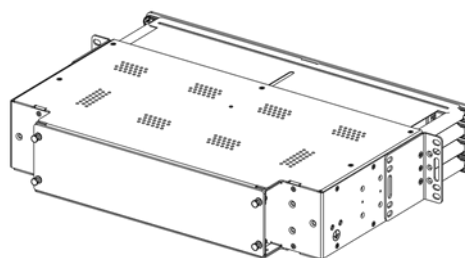


24 Port  
Rear View with Rear Protection

### FieldSmart Fiber Crossover Multi Purpose (FxMP) 72 Port Fiber Panels



72 Port  
Front View



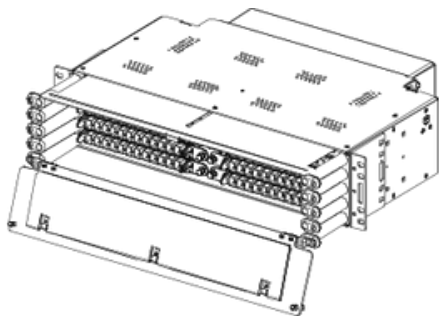
72 Port  
Rear View with Rear Protection

# FieldSmart tF®iber Crossover Multi Purpose (FxMP)

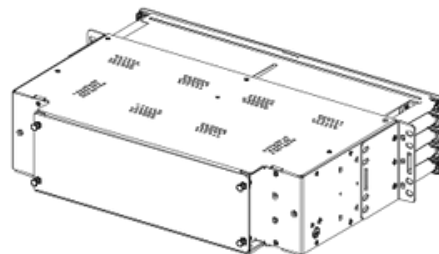
## Patch Panels

### Configurations

#### FieldSmart Fiber Crossover Multi Purpose (FxMP) 96 Port Fiber Panels

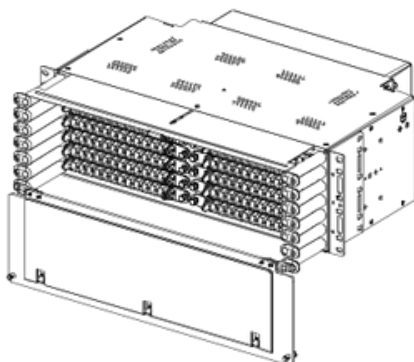


96 Port  
Front View with Slack Basket

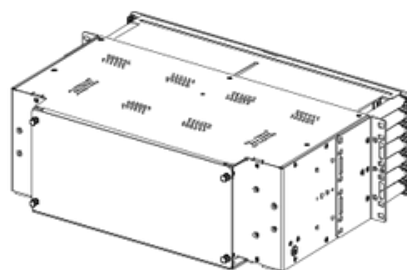


96 Port  
Rear View with Rear Protection

#### FieldSmart Fiber Crossover Multi Purpose (FxMP) 144 Port Fiber Panels

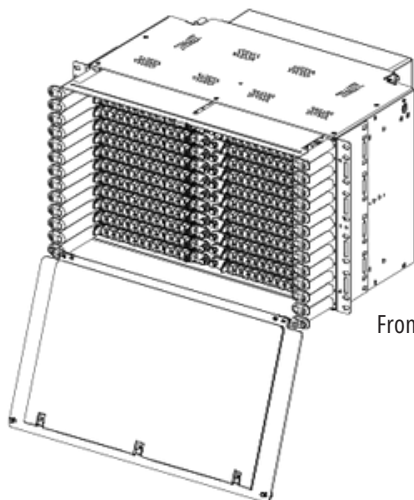


144 Port  
Front View with Slack Basket

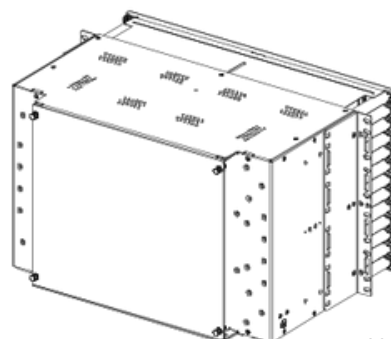


144 Port  
Rear View with Rear Protection

#### FieldSmart Fiber Crossover Multi Purpose (FxMP) 288 Port Fiber Panels



288 Port  
Front View with Slack Basket



288 Port  
Rear View with Rear Protection