

YOURx-Aerial Terminal - Patch and Splice

Application


When the network deployment plan calls out for an aerial application, Clearfield's YOURx- Aerial Terminal application allows for the flexibility to terminate a feeder fiber, directly into revenue generating drops and has the capability to accommodate a fiber cable mid- span, allowing cables to be fully utilized while feeding multiple terminals and access points.

Description

Designed with many of the same features as the YOURx-Terminal, the YOURx-Aerial Terminal allows for aerial or strand mount fiber deployment within the network architecture.

The YOURx-Aerial Terminal can accept the "hand-off" of fiber and distribute up to 24 individual service drops and has the capability to mid-span a larger count fiber cable, allowing the service provider to deploy multiple terminal/access points along the same cable run, maximizing the investment in fiber deployment.

Designed for easy, craft accessibility, the YOURx-Aerial Terminal application has an upward hinging, kickstand supported cover with four side entrance cable access ports. Two individual compartments separate the incoming splices from the drop ports for network security. The backplane of the unit has the capacity to hold up to three splice trays, incorporating fiber management and bend-radius protection into the design. Each splice tray supports 24 loose tube or 72 ribbon splices. With up to 24 individual drops terminated to SC or LC connectors, the YOURx-Aerial Terminal can accept all of the FieldShield® drop options, as well as other cable drop options.



Features and Benefits

Integrity •Compliant to Telcordia GR-771 •Supports FieldShield Pushable Duct and pushable/pullable fiber solution with SC connectors for drop applications •Supports pre-terminated FieldShield FLATdrop cable assemblies for individual drop applications •100% performance tested for insertion loss, return loss and final mechanical inspection

Protection

- Optimized for use with FieldShield Microduct and Pushable Fiber, as well as FieldShield FLATdrop cable assemblies
- Black UV resistant thermoplastic designed to resist corrosion
- Free breathing terminal provides durability and protection in the OSP environments
- 10 mm YOURx FlexPort provide duct/fiber protection as well as strain relief for drop cables **Access**
- Four side entrance holes accept multiple cable types - up to 144 fiber count - not to exceed 3/4" (19.05 mm) O.D.
- Mid-span capabilities
- Two secure compartments, separate splices from the drop ports, providing network security
- Up to 24 drops
- Up to 72 ribbon splices or 24 loose tube splices per tray (maximum of three trays)
- Hinged cover allows easy access for installation and network maintenance
- Patch and splice (Clearfield's in-terminal splicing solution)
- Optical component solutions maximize existing architectures and eliminate fiber exhaust scenarios
- Designation card included

Investment

- Customer defined configurations - provides maximum scalability across multiple services classes
- "Grow-as-you-go" capabilities
- Pre-terminated factory polished pigtail assembly - insures improved network operability when spliced onto the feeder cable



YOURx-Aerial Terminal - Patch and Splice

Technical Specifications

YOURx-Aerial Terminal - Patch and Splice

Dimensions 14.80" W x 11.61" H x 8.15" D (375.92 mm x 294.89 mm x 207.01 mm) (height includes strand bracket) Material Black UV resistant Thermoplastic

Mounting Options Aerial or Strand Mount

Internal Slack Storage Up to 8 feet of ribbon; up to 8 feet of loose tube

Feeder Ports Four silicone sealed ports on ends of unit; two on each end

Distribution Ports Up to 24 - 10 mm YOURx FlexPorts that accept FieldShield® Microduct or FLATdrop connectors Connector Types SC/APC, SC/UPC, LC/APC, LC/UPC

Splicing Capabilities 24 loose tube or 72 ribbon splices per tray; three splice trays per terminal

Configured Part Numbers

A FT - _____ - Z _____ F - Z _____ Z

1

2

3

4

1 Select Distribution Port Count

(FlexPorts will match distribution ports)
06 = 6 ports 12 = 12 ports 24 = 24 ports

2 Select Distribution Connector

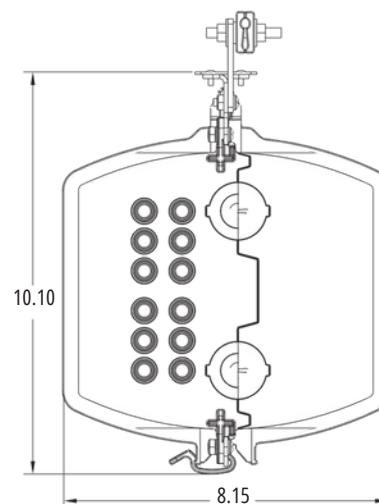
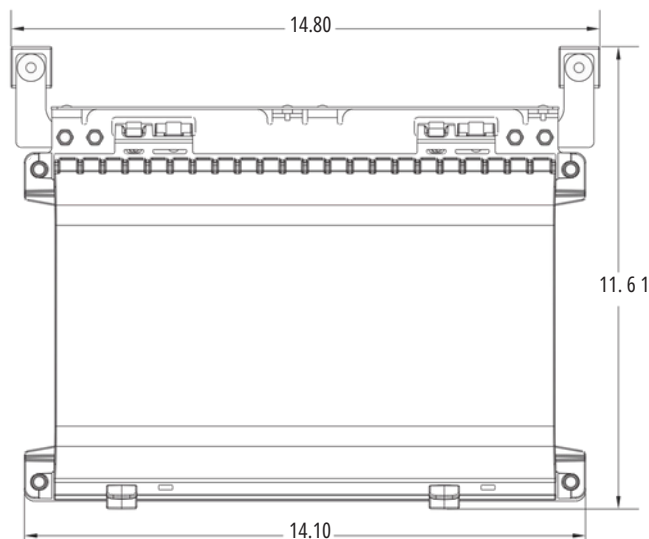
A = SC/UPC C = SC/APC F = LC/UPC H = LC/APC

3 Select Fiber Type

1 = Loose Tube (6, 12 or 24 port)
2 = Ribbon (12 and 24 port)

4 Select Number of Splice Trays


1 = 1 tray (standard)
2 = 2 trays 3 = 3 trays



YOURx-Aerial Terminal - Patch and Splice

Pre-Configured Part Numbers

Part Number	Description	Image
AFT-HANGER-01	Adjustable aerial hanger bracket for YOURx-Aerial Terminal; allows terminal to be installed over existing utilities; shipped in pairs. Includes brackets for mounting to terminal.	
019 5 01	Ribbon retention grommet and clip to secure ribbon into splice tray of YOURx-Aerial Terminal. Includes 6 pieces of each.	
019 527	Grounding kit for YOURx-Aerial Terminal, kit includes ground wire and two clamps	
019 0 07	Silicon grommet for incoming cables on YOURx-Aerial Terminal, one grommet (two pieces)	
01628 0 - 0 6	YOURx FlexPort, push to connect, 10 mm, 6 pack	
01628 0 -12	YOURx FlexPort, push to connect, 10 mm, 12 pack	
018664	YOURx FlexPort Plug, filler for 10 mm	
017957	Cover latch (sold individually)	

Part Number	Description	Image
FSH - FIFC - 4PA K	Field installable FlexConnector™ with pieces for 4 terminations	
FSH-FIFC-SCA-4PAK	Field installable FlexConnector with splice-on SCA connectors and pieces for 4 terminations	